



On-site Badge Printing

On-Site Name Badge Printing

A powerful solution to print labels for professional name badges in seconds.

Perfect for handling last-minute guests and walk-ins at corporate events and conferences.



Fast Printing Speed

The printing time per label is 2 seconds.



Manual & Auto-Printing

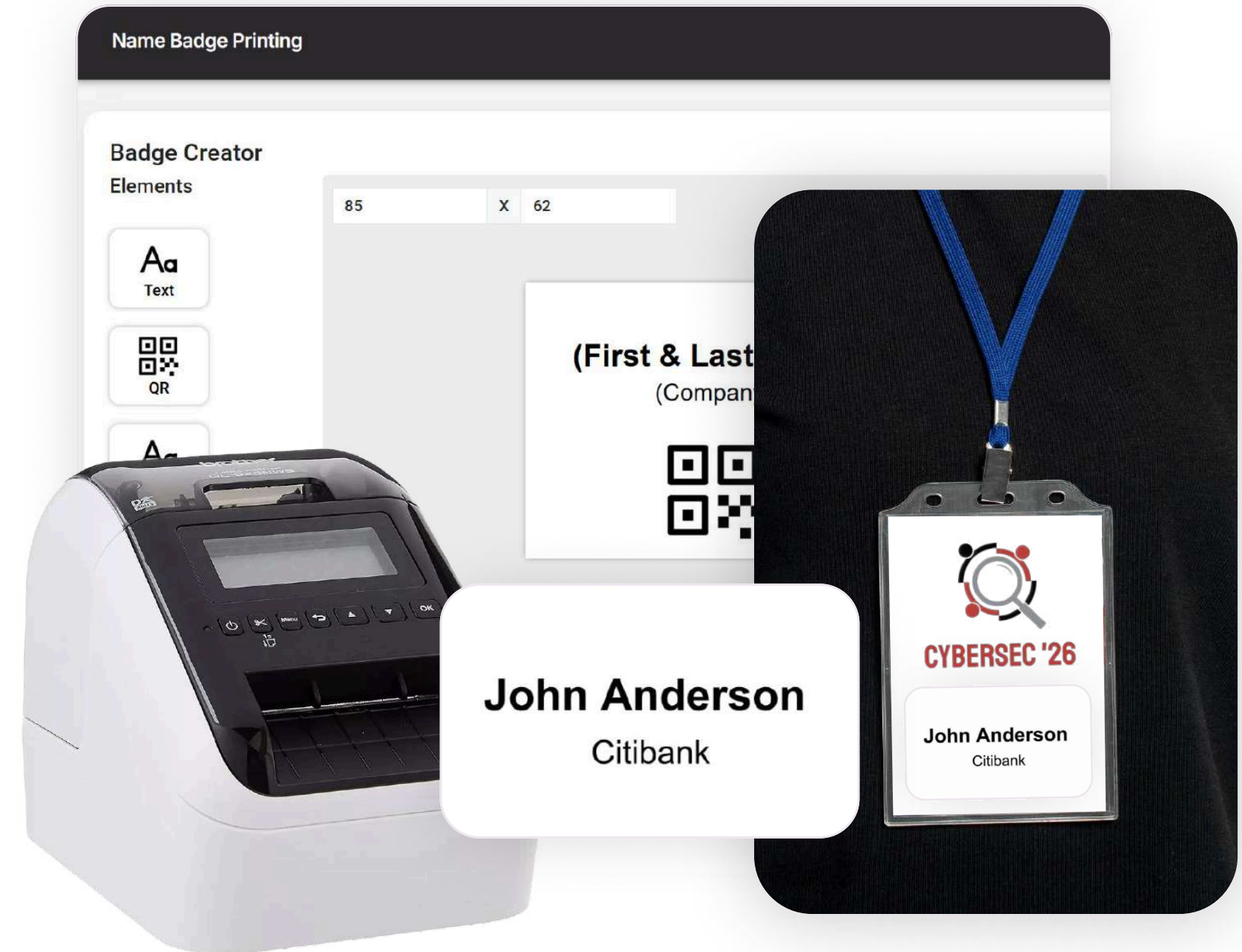
Print labels whenever a guest checks-in or manually for walk-in guests.



Fast Set-up

The setup takes just a few minutes.

Try Now [↗](#)



Trusted by Leading Brands & Event Agencies

PCCW Global

accenture

 **HUAWEI**

 Mercedes-Benz

SK-II

See It In Action



[Schedule a Demo ↗](#)

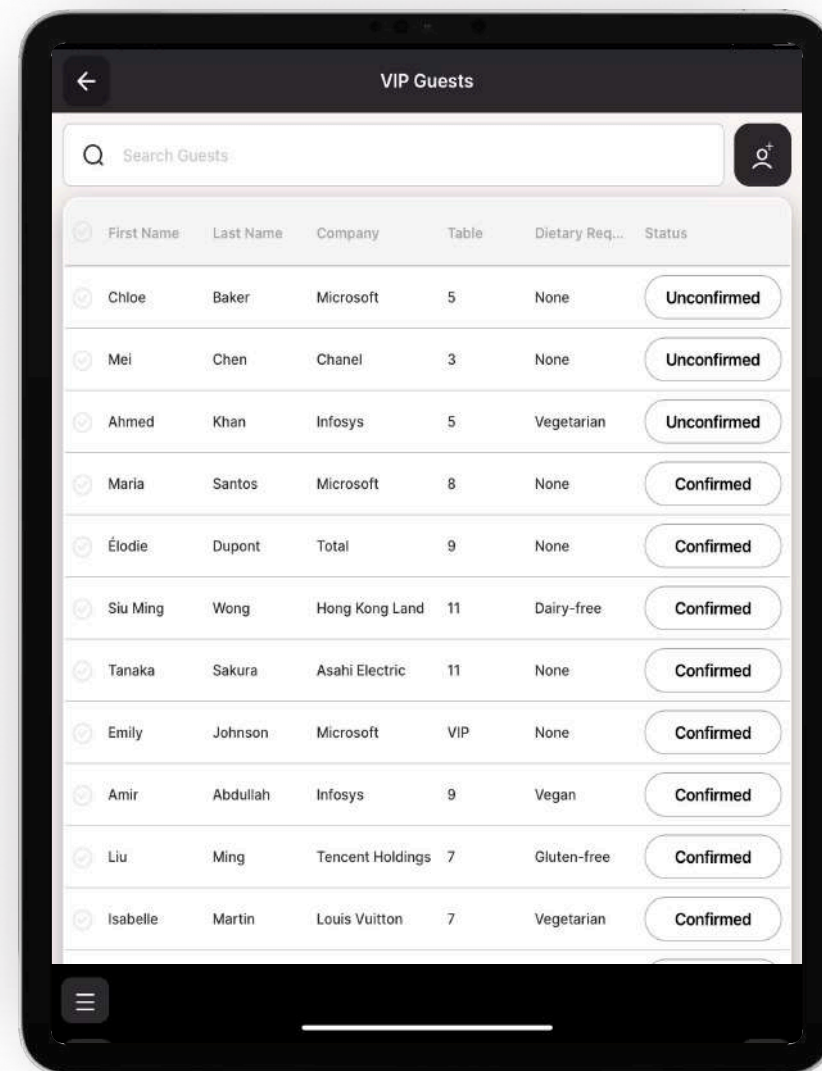
How it Works

Print In Seconds



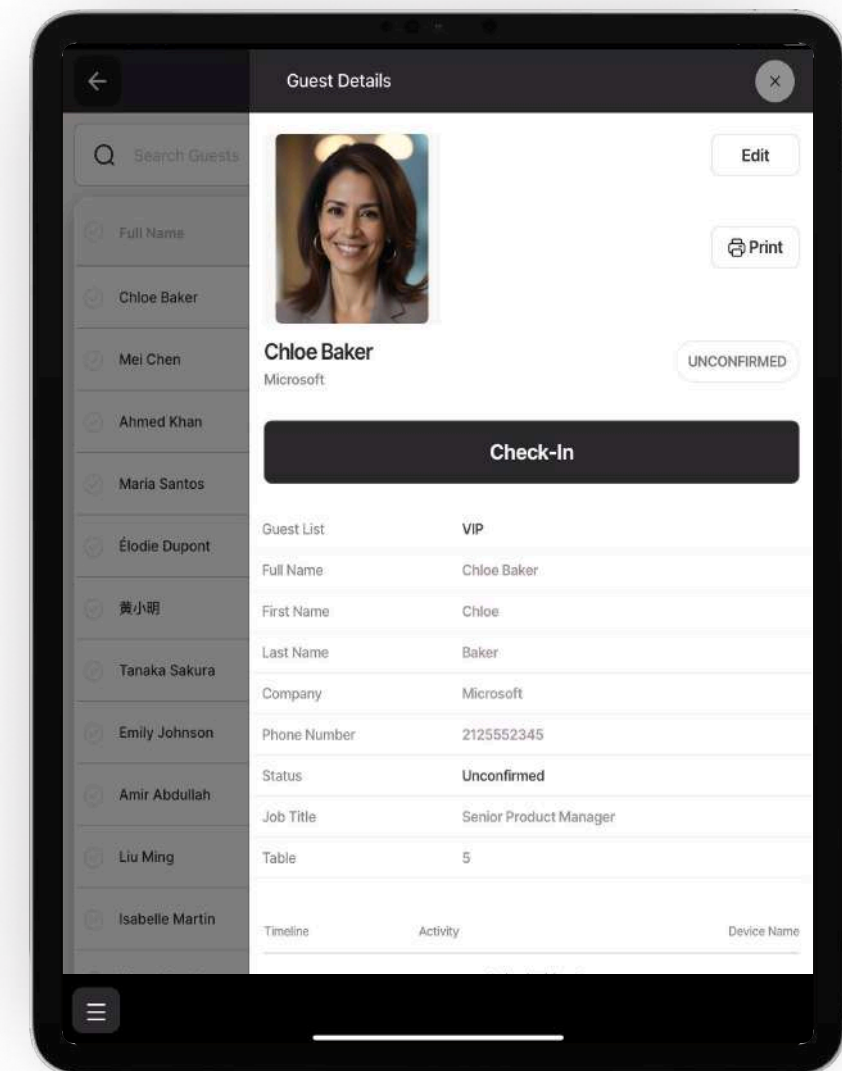
Step 1

Search Guest or
Scan QR Code



Step 2

Press **PRINT**



Sample Labels

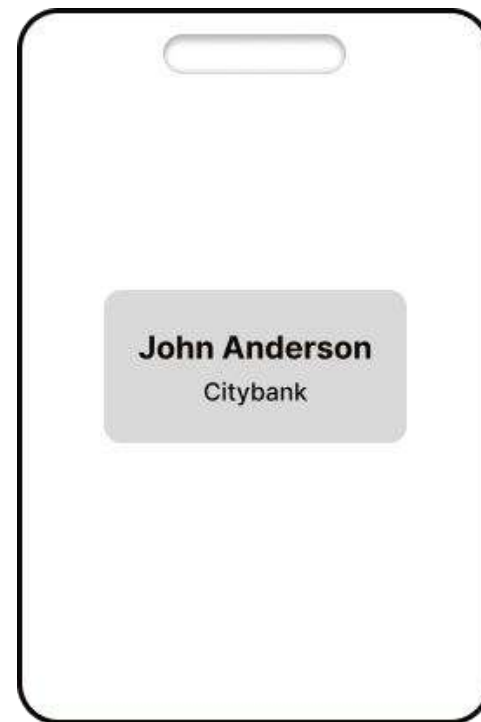
Tip

Additional label sizes for the Brother QL-820NWB may be available in your country. Visit brother.com, select your location, and search for your model's supplies.



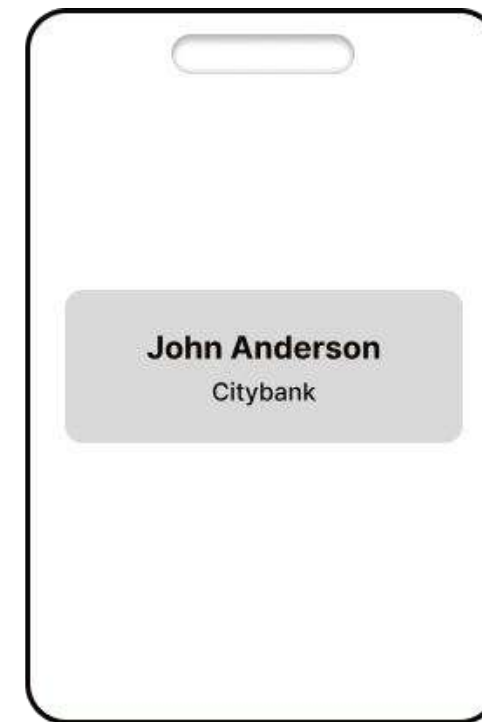
DK22205 - Horizontal

80mm x 62mm



DK22205 - Vertical

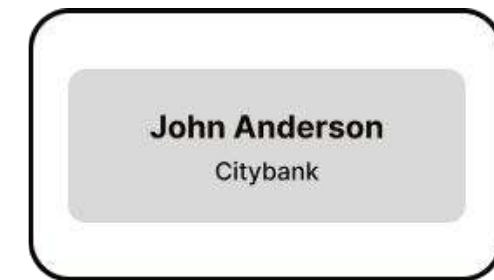
62mm x 40mm



DK-11208

90mm x 38mm

brother
at your side



DK-22210

80mm x 29mm

Label Roll

Label Details

62mm x 30 | 2.4" x 100ft
(DK-22205)

Continuous Roll / Flexible Cut
Black Print on White Paper

Print as landscape or portrait

Common label sizes:

- 85×62mm (360 labels per roll)
- 62×40mm (760 labels per roll)



38mm x 90mm | 1-1/2" x 3-1/2"
(DK-11208)

Fixed Labels / Die Cut
Black Print on White Paper

Print as landscape

One label size:

- 38×90mm | 1-1/2" x 3-1/2"
- 400 labels per roll



29mm x 30m | 1-1/7" x 100ft
(DK-22210)

Continuous Roll / Flexible Cut
Black Print on White Paper

Print as landscape

Common label settings:

- 80×29mm (380 labels per roll)



62mm x 30m | 2.4" x 100ft
(DK-22113)

Continuous Roll / Flexible Cut
Black Print on Clear Tape (transparent)

Print as landscape or portrait

Common label settings:

- 85×62mm (175 labels per roll)
- 62×40mm (375 labels per roll)



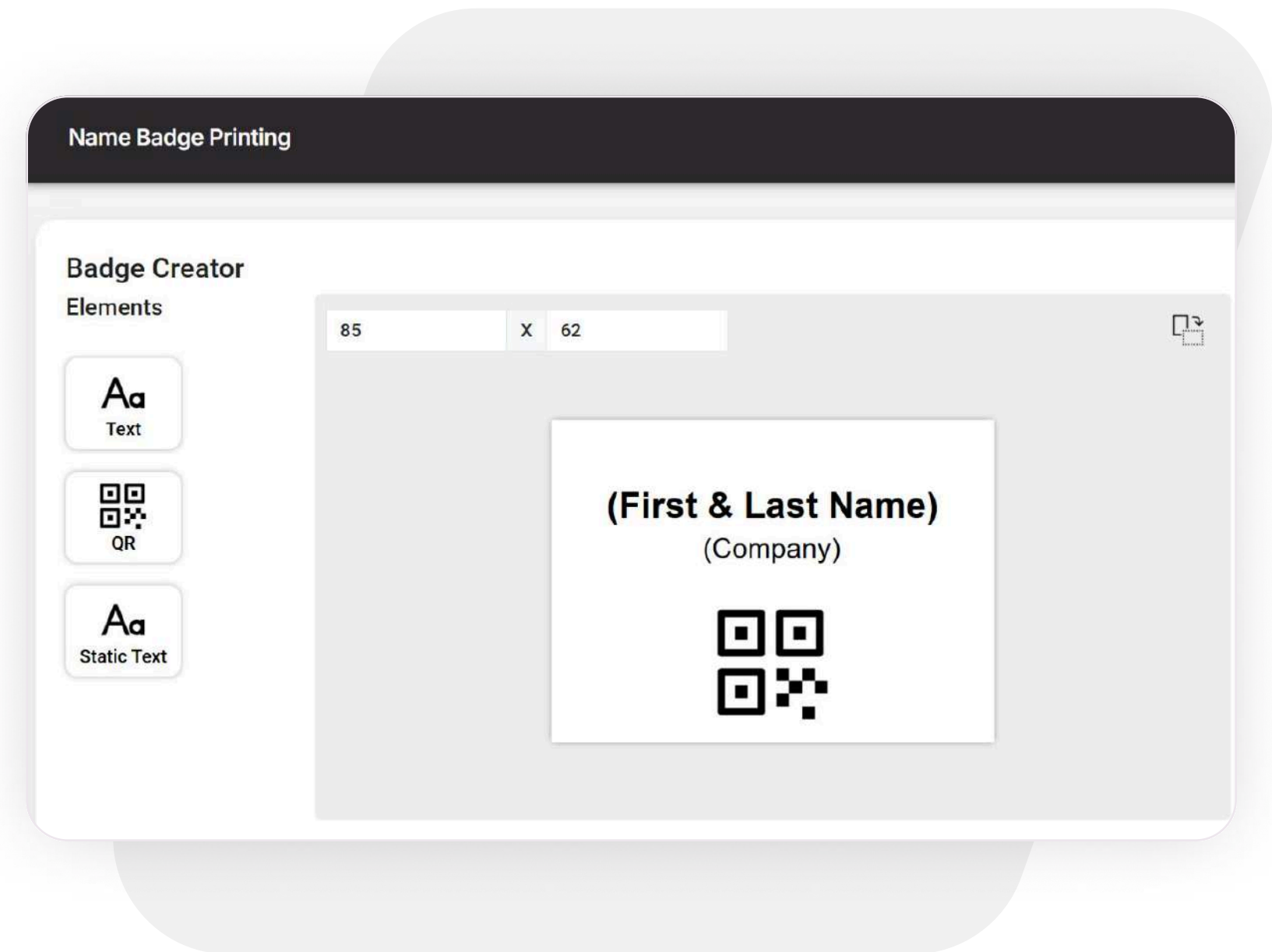
Badge Designer

Quickly create labels via drag and drop.

- ✓ Define label size
- ✓ Add guest data from your guest list
- ✓ Include QR codes.

Pro Tip

Create multiple badge templates and layouts for different guest lists (e.g., attendees, sponsors, VIPs).



Setup

Fast and Easy Setup

01 Connect your Brother Printer and iPad to the same WiFi network.

 WiFi Connection Required

02 Open the Check-in Pax App, log in, and click Printer Settings.

 Available on App Store/PWA

03 Search and select your printer.

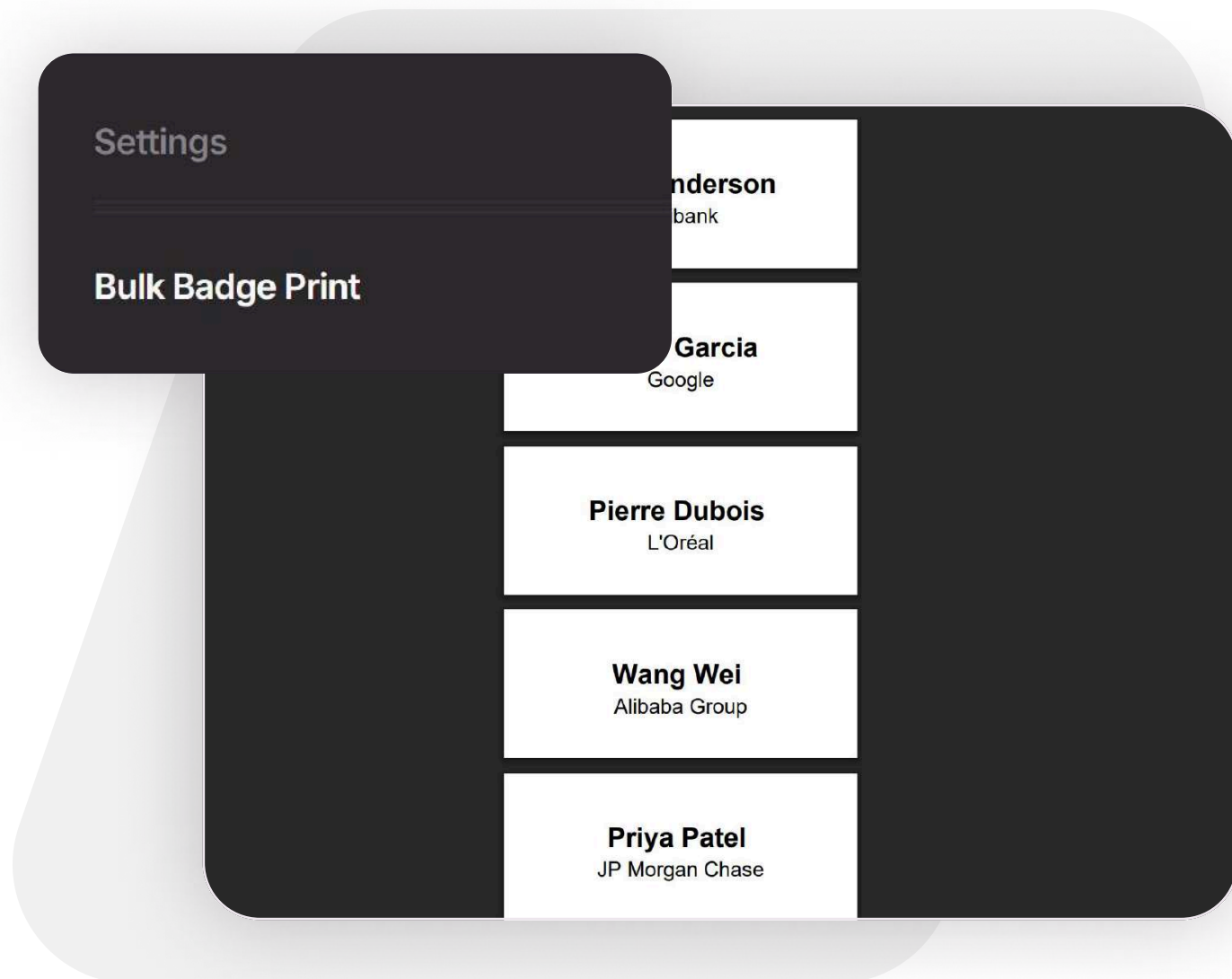
 Label Roll must match your badge dimensions

Done: Select a guest and press **PRINT**.

Tip

Switch on AutoPrint and Scan & Check-in for even faster, one-touch check-in and badge printing.





Pre-Print Badges for VIPs

Prepare VIP guest name badges ahead of the event to guarantee accurate information.

- ✓ **Bulk Name Badge Printing**
Efficiently print multiple name badges or complete guest lists at once.
- ✓ **2-Click Guest Importer**
Upload your guest list in seconds via Excel, including any guest-specific details you'd like printed on the name tags (e.g., table numbers, session categories, or custom labels)
- ✓ **Name Layout Optimization**
Verify that names fit properly on the badges, with longer names automatically adjusting to ensure a clean presentation.
- ✓ **Multiple Badge Templates**
Design unique badges for various groups (e.g., attendees, speakers, VIPs).

[Design Your Badges ↗](#)

Equipment Rental Services

We've got you covered with rentals for WiFi, iPads, printers, and labels – helping you avoid the expense of purchasing equipment for your organization.

- ✓ **Portable WiFi for High-Speed Connectivity**
Stay connected with reliable and fast internet access.
- ✓ **iPads for Check-in**
Utilize the latest iPad models for a smooth event experience.
- ✓ **Brother Printers and Label Supplies from Local Partners**
Access quality Brother printers and label supplies through our partnerships with local providers in your city for added convenience.
- ✓ **On-site support**
Flawless execution with our premium printer partners and support teams.

[Check Availability ↗](#)



The Event Check-In App Built for Event Professionals

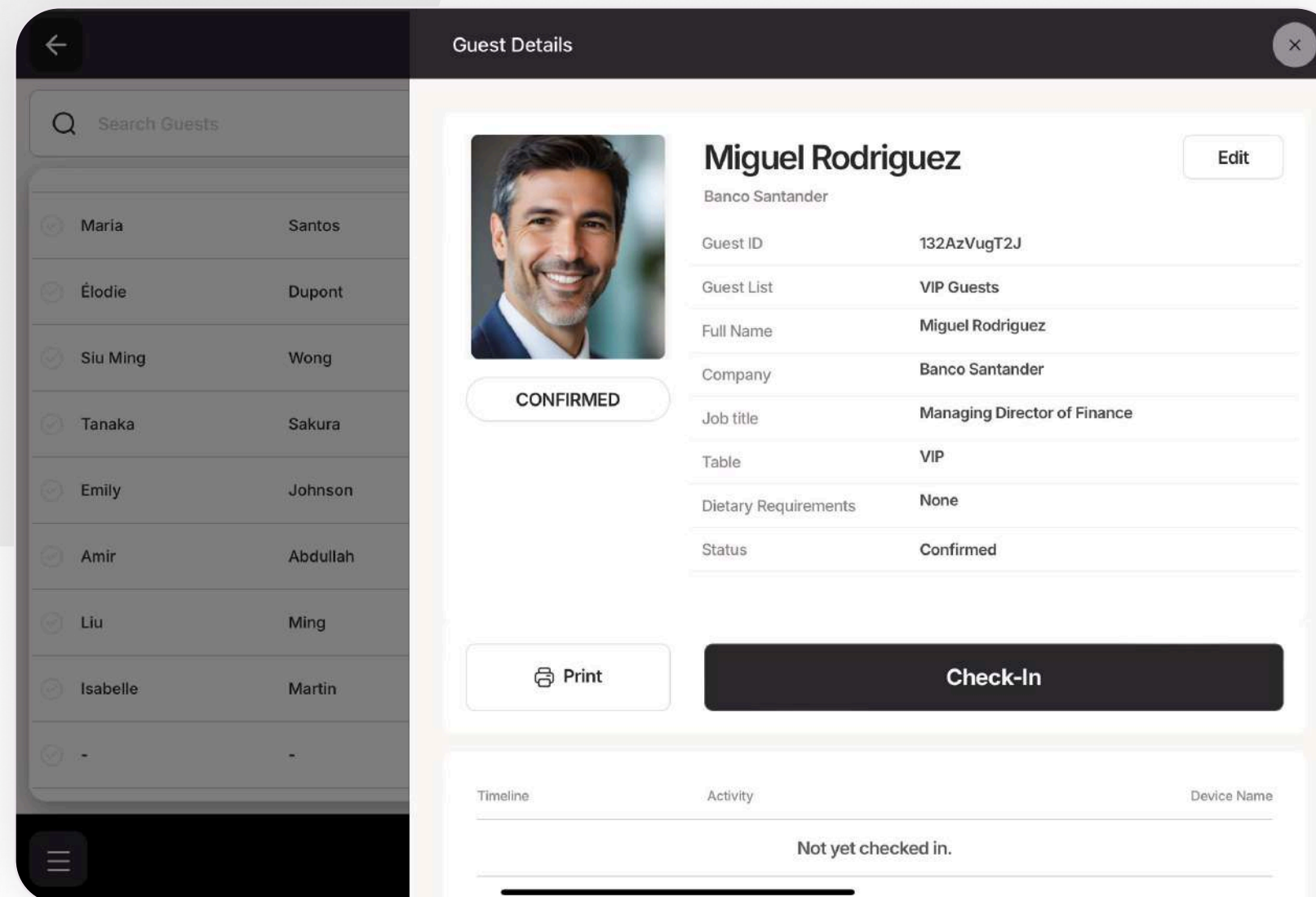
From luxury galas to corporate conferences – cut check-in times by 50%, manage VIP arrivals and last-minute plus-ones, and print badges in seconds.


Try For Free ↗

No credit card required



★ Trustpilot





www.checkinpax.com